

GLACVCD BOARD OF TRUSTEES MEETING STAFF REPORTS



Thursday, October 12th, 2023

7:00 p.m. Board Meeting
Santa Fe Springs District Headquarters
12545 Florence Avenue, Santa Fe Springs, CA 90670

Trustee Scott Kwong, President
Trustee Marilyn Sanabria, Vice President
Trustee Ali Saleh, Secretary-Treasurer

General Manager, Susanne Klueh
Director of Scientific-Technical Services, Steve Vetrone
Director of Operations, Mark Daniel
Acting Public Information Officers, Caroline Gongora & Helen Kuan
Finance Manager, Vacant
Director of Human Resources, Allison Costa
Board General Counsel, Quinn M. Barrow, Richards, Watson, Gershon
Labor Legal Counsel, Oliver Yee, Liebert, Cassidy, Whitmore

Copies of staff reports or other written documentation relating to agenda items are available online at <https://www.GLAmosquito.org/board-meetings> and are on file at the District's Headquarters at the Front Office for public inspection.

If you have questions regarding an agenda item, please contact the Front Office Staff at (562) 944-9656 ext. 504 during regular business hours.

Pursuant to the Americans with Disabilities Act, persons with a disability who require a disability-related modification or accommodation in order to participate in a meeting, including auxiliary aids or services, may request such modification or accommodation from the front office at (562)944.9656 ext. 504. Notification 48 business hours prior to the meeting will enable the facility staff to make reasonable arrangements to assure accessibility to the meeting.

GREATER LOS ANGELES COUNTY VECTOR CONTROL DISTRICT

12545 Florence Avenue, Santa Fe Springs, CA 90670

Office (562) 944-9656 | Fax (562) 944-7976

Email: info@GLAmosquito.org | Website: www.GLAmosquito.org

General Manager's Report for October 12, 2023

Board of Trustees Meeting

This has been and continues to be a very unusual mosquito season as we are still dealing with the fallout from tropical storm Hilary. Staff are starting to show the strain from volunteering for overtime and working hard to cope with both the return of supposed "early season" duties due to the heavy rain, while dealing in parallel with the usual late season demands of *Aedes* related increases in service requests also amplified by the mid-season rain. Despite currently high mosquito abundance and considerable nuisance biting, cases of WNV human infection as reported by the Los Angeles County Health Department remain relatively low. Nevertheless, our hearts go out to those who have lost loved ones to the disease and those suffering from the WNV and its potentially debilitating symptoms.

Communications continues to work diligently towards keeping our residents informed of the services we provide, as well as of the latest detection of virus provided by the continuous surveillance conducted by the scientific-technical team. The latter are also working toward the small SIT pilot project planned for next spring and our Maintenance Department ensures that the wheels on all the vehicles needed to accomplish all of this keep turning.

We have completed the in-house selection of five Operations Supervisors as part of the approved reorganization and are now looking to back fill several vacant positions in of the Operations Department due to retirements. Your entire administrative staff are collaborating with Cindy Byerrum and her team from Eide Bailly on going through all our financial matters and building solid practices and procedures for the future. We have reposted our search for someone well qualified to lead our Communications Department in the new manager position and are working with CPS HR toward finding a Finance Manager. Given all those changes, we will also bring a few more suggestions regarding our organizational structure to the Board that have been vetted by the personnel committee.

As a reminder, fourteen of you are up for reappointment this coming January. We have reached out to both you and the respective Cities so we can assure this matter makes its way onto City Council Meeting agendas in hopes that we can continue to count on your valuable support.

Lastly, an invite to our Employee Appreciation Day will be handed to you at this month's Board Meeting. We look forward to spending some time with you and District Staff and hope you can attend.

With that, I am looking forward to seeing all of you next week and remain grateful for your support.

Yours truly,



Susanne Kluh
General Manager

STAFF REPORT A

GREATER LOS ANGELES COUNTY VECTOR CONTROL DISTRICT

SCIENTIFIC-TECHNICAL REPORT

September 2023

Steven Vetrone, Director of Scientific Technical Services

Tanya Posey, Acting Senior Vector Ecologist

Ryan Amick, Nicolas Tremblay, Rande Gallant, & Courtney Chagolla, Vector Ecologists

Faiza Haider, Assistant Vector Ecologist

Christopher Ortiz & Wesley Dean Collins, Vector Field Assistants

I. RISK ASSESSMENT

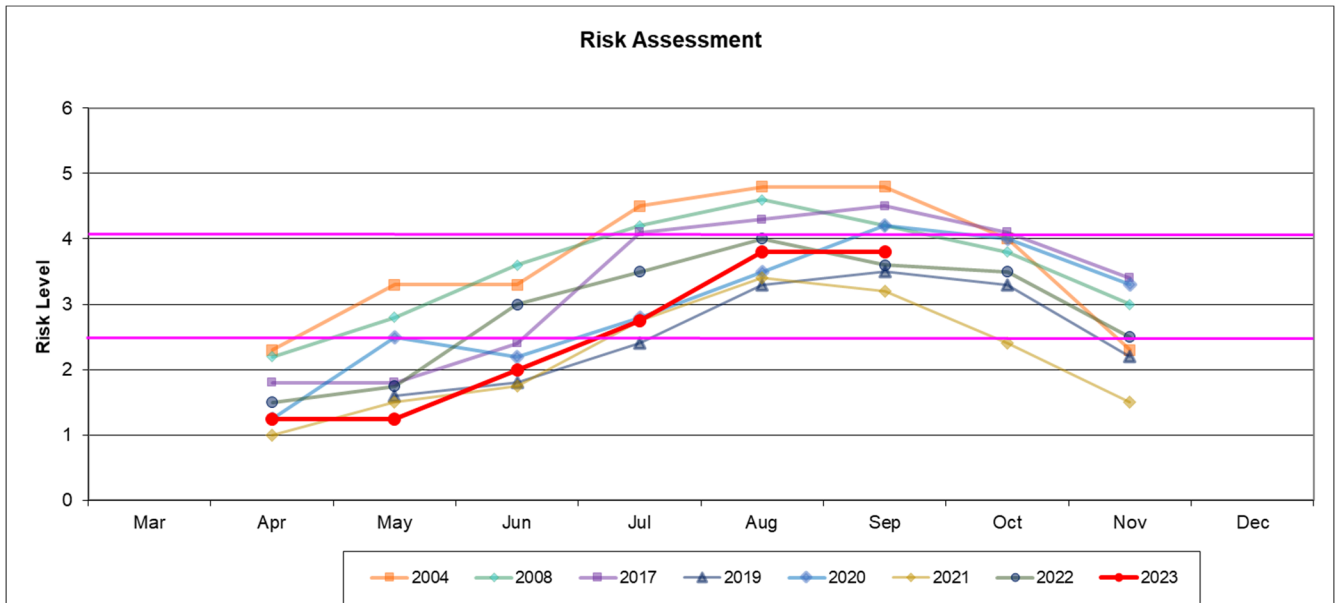
WN Surveillance Factor	Assessment Value	Benchmark	Value
1. Environmental Conditions High-risk environmental conditions include above- normal temperatures. Urban mosquitoes breeding in municipal water sources may benefit from below normal rainfall.	1	Avg daily temperature during prior half month $\leq 56^{\circ}\text{F}$	3
	2	Avg daily temperature during prior half month $57-65^{\circ}\text{F}$	
	3	Avg daily temperature during prior half month $66-72^{\circ}\text{F}$	
	4	Avg daily temperature during prior half month $73-79^{\circ}\text{F}$	
	5	Avg daily temperature during prior half month $>79^{\circ}\text{F}$	
2. Adult <i>Cx tarsalis</i> and <i>Cx quinquefasciatus</i> abundance Determined by trapping adults, identifying them to species, and comparing numbers to those previously documented for an area and time	1	Vector abundance well below average ($\leq 50\%$)	4
	2	Vector abundance below average (51-90%)	
	3	Vector abundance average (91-150%)	
	4	Vector abundance above average (151-300%)	
	5	Vector abundance well above average ($>300\%$)	
3. Virus isolation rate in <i>Cx tarsalis</i> and <i>Cx quinquefasciatus</i> mosquitoes Tested in pools of 50. Test results expressed as minimum infection rate (MIR) / 1,000 female mosquitoes tested	1	MIR/ 1000 = 0	5
	2	MIR/ 1000 = 0.1-1.0	
	3	MIR/ 1000 = 1.1-2.0	
	4	MIR/ 1000 = 2.1-5.0	
	5	MIR/ 1000 >5.0	
4. Sentinel Chicken Seroconversion Number of chickens in a flock that develop antibodies to WNV. If >1 flock is present in a region, number of flocks with seropositive chickens is an additional consideration.	1	No seroconversions	*
	2	1 or more seroconversion over a broad region	
	3	1 or 2 seroconversion in single flock in specific region	
	4	>2 seroconversion in one or 1-2 seroconversion in multiple flocks in specific region.	
	5	>2 seroconversions in one or more flocks in specific	
5. Dead Bird Infection Includes zoo collections.	1	No WN+ dead birds	2
	2	One or more WN+ dead birds in a broad region	
	3	1 WN+ dead bird in specific region	
	4	2 to 5 WN+ dead birds in specific region	
	5	>5 WN+ dead bird reports of dead birds in specific	
6. Human Cases** This factor not to be included in calculation if no cases are detected.	3	One or more human cases in broad region.	5
	4	One human case in specific region	
	5	More than one human case in specific region	
Response Level/ Average Rating		TOTAL	19

STAFF REPORT A

Normal Season (1.0-2.5), Emergency Planning (2.6-4.0) , Epidemic (4.1-5.0)	AVERAGE	3.8
--	---------	-----

- * The sentinel chicken program is currently suspended due to shortages in laying hens after several years of Newcastle Disease in Southern California.
- ** Human cases are not calculated in until first case is reported.

II. GLACVCD MOSQUITO-BORNE DISEASE WATCH



Summary

- As a result of Tropical Storm Hilary, mosquito abundance in September increased considerably (122%) when compared to August. Overall, abundance has risen sharply above (~230%) the 5 yr. average for the month.
 - In comparison to 2022, *Culex* species abundance in 2023 is significantly higher (198%) for August.
 - Invasive *Aedes* species (*Ae. aegypti* & *Ae. albopictus*) abundance is also markedly higher (136%) than in this same time period last year.
- A total of 76 WNV+ mosquito samples (40 pools from sites previously positive) and five dead birds were reported during this period within District boundaries.
- A total of 36 WNV human cases have been reported in Los Angeles County. The Los Angeles County Department of Public Health has identified six human cases within the District service area.
- No SLE has been detected this year to date.

<i>Culex</i> Mosquito Pools	Number Tested	WNV Positive	WEE Positive	SLE Positive	Other Positive
This Period	253	92	0	0	0
Year to Date	1614	201	0	0	0

Dead Birds	Number Tested	WNV Positive
This Period	6	5
Year to Date	58	15

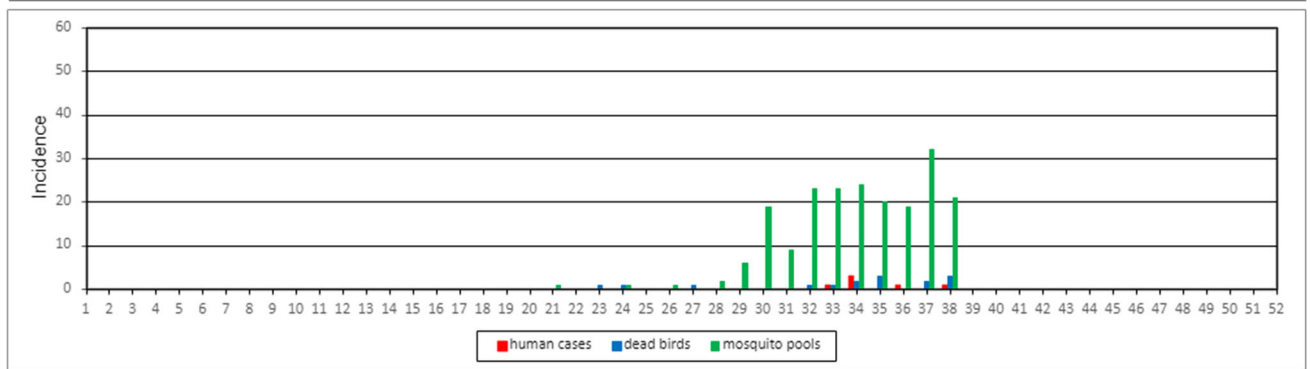
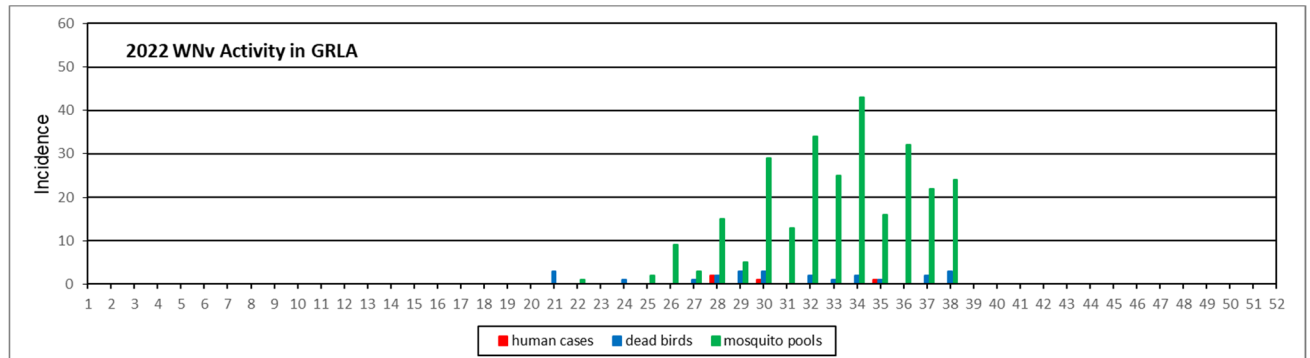
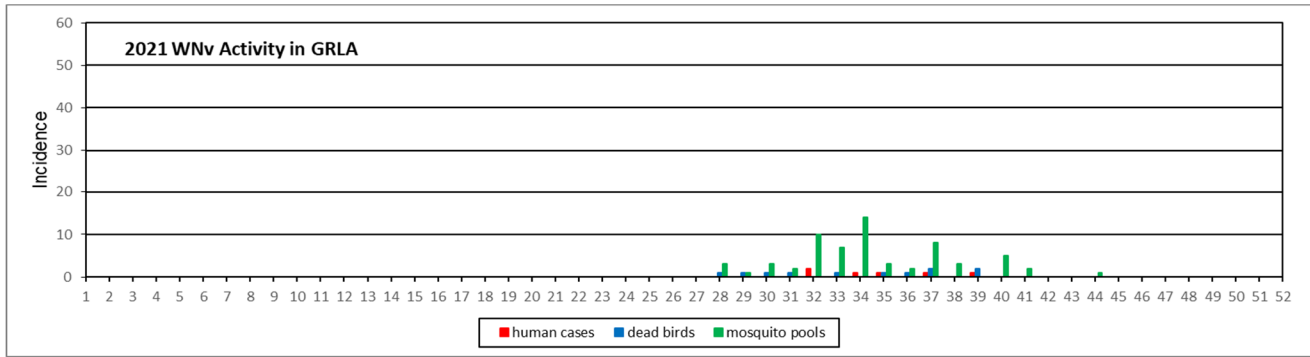
STAFF REPORT A

WNV Surveillance Indicators 2023							
City/Community	Mosquito Pools	Dead Birds	Human Cases	City/Community	Mosquito Pools	Dead Birds	Human Cases
Arleta	1			Lynwood	1		
Artesia	1			Maywood			1
Atwater Village				Mission Hills	2		
Avocado Heights				Montebello	1		
Bell Gardens				North Hills	1		
Bellflower	4		1	North Hollywood	4		
Boyle Heights				Northridge	3	1	
Burbank	12		1	Norwalk	3		
Canoga Park	7	2	1	Pacoima	1	1	
Carson	1			Panorama City	2		
Cerritos	8	1		Paramount	2		
Chatsworth	5			Pico Rivera	2		
City of Commerce	1			Porter Ranch	3		
Cudahy	2			Reseda	2		
Diamond Bar	2			Rowland Heights	3		
Downey	2		1	San Fernando	3		
Eagle Rock				San Marino			
East Los Angeles				San Pedro	2		
El Sereno				Santa Clarita	1		
Elysian Valley	1			Santa Fe Springs	2		
Encino	5			Sherman Oaks	6		
Gardena	2			Signal Hill	3		
Glendale	2	1		Silver Lake			
Granada Hills	2			South El Monte	2		
Hacienda Heights				South Gate	4		
Hansen Dam	1			South Whittier	2		
Hawaiian Gardens	2			Studio City	7		
Highland Park				Sun Valley	5		
Hollywood Hills	1			Sunland	4		
Huntington Park	3			Sylmar			
La Cañada- Flintridge	2			Tarzana	1		
La Crescenta				Toluca Lake	5		
La Habra Heights				Tujunga		1	
La Mirada	3			Valley Glen	3		
Lake Balboa	4			Valley Village	6		
Lake View Terrace	2			Van Nuys	2		
Lakewood	3	3		Vernon	1		
Lincoln Heights				Watts			
Long Beach	5	3		West Hills	7		
Los Angeles City	3			Whittier	2	1	
LA City - South-Central	3			Wilmington			
Los Feliz	1			Winnetka	5		
				Woodland Hills	7	1	1
				Total	201	15	6

*New positives in **RED**

** Previously positive sites in **BOLD**

STAFF REPORT A



III. GLACVCD BLACK FLY & MIDGE SURVEILLANCE

Black Fly

- Weekly black fly surveys within the Special Assessment Areas of the Los Angeles River and Arroyo Seco Wash will continue, dependent on weather, through mid-November.
- Overall, black fly abundance in the L.A. River for September continues to be light.
- Efforts continue to modify surveillance methods to provide more robust quantitative assessments of immature black fly populations.

Non-Biting Midge Fly

- Weekly midge fly surveillance of the Hansen, San Gabriel River Coastal, and Rio Hondo Spreading Grounds, L.A. Equestrian Center, and Silver Lake Reservoir will continue through mid-November.

STAFF REPORT A

- Increased water levels in the Rio Hondo and Hansen Dam Spreading Grounds due to Tropical Storm Hilary have resulted in increases in midge abundance in those areas, particularly the Rio Hondo Spreading Grounds and Silver Lake Reservoir.
- Monthly reporting of findings to responsible agencies (L.A. Co. Dept. of Public Works & L.A. Dept. of Water and Power) ongoing.

IV. STERILE INSECT TECHNIQUE (SIT)

- Collaborative work continues with Orange County MVCD and MosquitoMate.
 - Development of Standard Operating Procedures (SOP) for mass rearing of *Aedes aegypti* mosquitoes ongoing.
- Pre- and post-irradiation quality control assessments are ongoing.
- Preparations are underway for a Mark-Release-Capture (MRR) study to assess the flight range and dispersal patterns of male *Aedes aegypti* mosquitoes.
 - MRR releases scheduled for mid-October

V. STATEWIDE MOSQUITO-BORNE DISEASE WATCH 2023

Reporting Period: September 04 – September 29, 2023

Human Cases	WNV	SLE	WEE
This Period	108	2	0
Year to Date	183	3	0

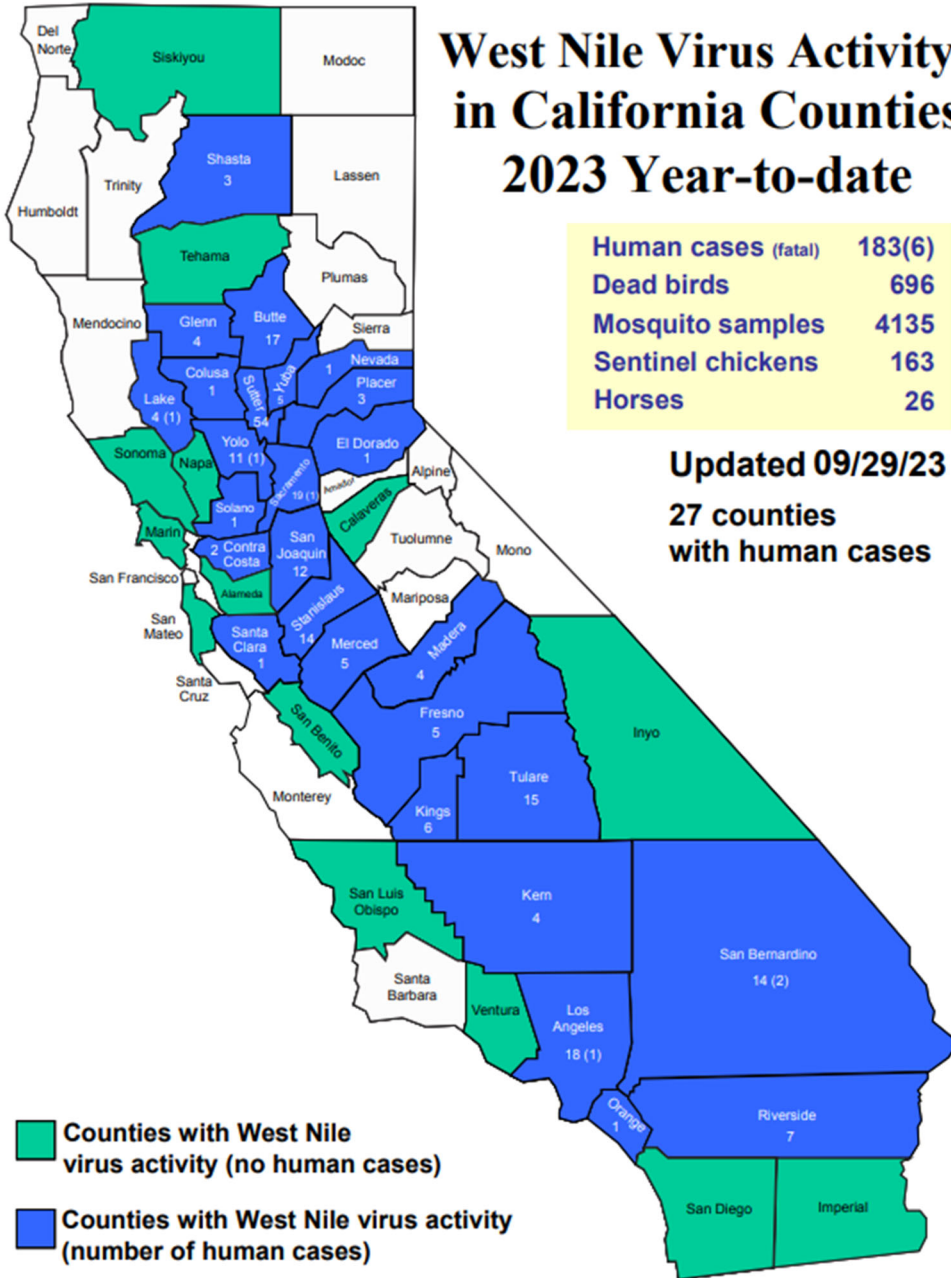
Chickens	Tested	WNV Pos	SLE Pos	WEE Pos	Other Pos
This Period	376	57	1	0	0
Year to Date	3,128	163	1	0	0
Culex Pools	Tested	WNV Pos	SLE Pos	WEE Pos	Other Pos
This Period	8,965	974	313	0	0
Year to Date	45,548	4,135	615	0	0
Aedes Pools	Tested	CHIK	DENV	ZIKA	
This Period	228	0	0	0	
Year to Date	652	0	0	0	

Dead Birds	Submitted	WNV Pos
This Period	336	253
Year to Date	1,694	696

West Nile Virus Activity in California Counties 2023 Year-to-date

Human cases (fatal)	183(6)
Dead birds	696
Mosquito samples	4135
Sentinel chickens	163
Horses	26

Updated 09/29/23
27 counties
with human cases



GREATER LOS ANGELES COUNTY VECTOR CONTROL DISTRICT

OPERATIONS REPORT

September 2023

Mark Daniel, Operations Director

Rudy Serrano, Applications Analyst

Maritza Olmos, Operations Manager, Sylmar

Yessenia Curiel, Operations Supervisor, USD

Mark Hall, Environmental Program Manager

Martin Serrano, Operations Manager, Headquarters

Fernando Martinez, Facilities & Fleet Maintenance Supervisor

Departmental Activities

Operations

- Director has successfully completed the reorganization of the operations management structure through a competitive process to include the additional supervision needed to reduce the span of control to manageable levels and improve efficiencies.
- Operations staff worked additional days to address swimming pools sources reinstated by the summer rain events, and to address the extreme service request load due to invasive Aedes mosquitoes.
- Operations Manager Serrano assisted Communications with an interview by USC Annenberg Media regarding Aedes mosquitoes in Los Angeles.
- Operations staff assisted Sci-Tech with their KAP survey in preparation of the implementation of the SIT program.
- Applications Analyst continuing work upgrading the BMP application to address deficiencies in the original application and to improve overall functionality.
- Applications Analyst is reviewing system and application architecture with the new Jr. Programmer.
- USD continues their monthly Early Missions to assess and treat the high traffic areas of Downtown LA, Chinatown, Central Alameda, and Silver Lake.
- Managers and Supervisors conducting ongoing field observations and employee performance evaluations.

Environmental Program

- Attended the 19th Annual California Stormwater Quality Association Conference.
- Attended the Safe Clean Water program as a Watershed Area Steering Committee member for the Rio Hondo Watershed which is currently reviewing stormwater capture projects FY 24-25 funding.
- Attended the State Water Resources Control Board meeting regarding NPDES coalition permit renewal.
- Meeting with Torrent Resources on the redesign of the MaxWell IV drywell system.
- Attended the StormCon 2023 Conference.

STAFF REPORT B

Facilities & Maintenance

- Completed the installation of one new service bed for a USD lead truck in SFS, and the installation of two bed shells on recently purchased trucks for the lab in SFS and Syl.
- Completed the installation of four Diamond bed covers, (3) on new Operations trucks for SFS and (1) for an Operations truck in SYL.
- Completed services and repairs at both facilities to (18) service vehicles including (12) 5K services.
- Completed the installation of a new transmission in the Sylmar Argo and performed a major brake overhaul to the hard tire Jeep, also in Sylmar.

WORK PERFORMED BY DISTRICT

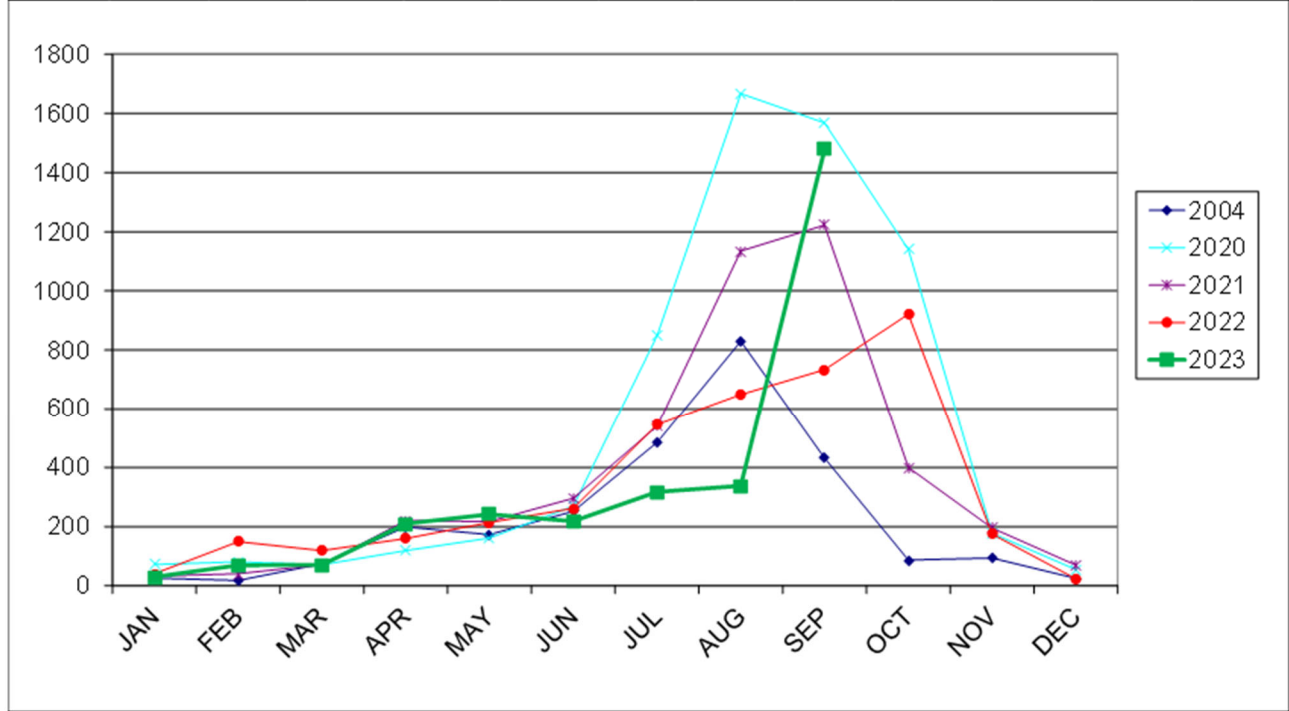
September, 2023

CONTROL AND OPERATIONS

		Hours worked	
		September	2023
Fishing (Mosquitofish)		19	228
Source Reduction		1	252
Mosquito Control	<i>Sources inspected 22,877 / Sources with larvae 8,554</i>	6,266	34,174
Insecticide used:			
Larvicide oils	26.45 gals @ \$45.83 per =	\$	1,212.20
Altosid P35	40.43 lbs @ \$19.47 per =	\$	787.17
Altosid Briquets 30 day	1,605 ea @ \$1.30 ea. =	\$	2,088.50
Altosid Briquets XR	28 ea @ \$4.09 ea. =	\$	114.52
Altosid Pellets	0.61 lbs @ \$27.63 per =	\$	16.85
Altosid Liquid Larvicide	303.36 oz @ \$2.23 per =	\$	676.49
Sumilarv WSP	3778 ea @ \$1.62 per =	\$	6,120.36
Altosid WSP	318 ea @ \$0.96 per =	\$	305.28
Vectobac 12AS	42.15 gals @ \$45.65 per =	\$	1,924.15
Vectobac G	389.57 lbs @ \$2.90 per =	\$	1,129.75
Sumilarv	79.01 oz @ \$1.32 per =	\$	104.29
Vectomax FG	1354.07 lbs @ \$9.40 per =	\$	12,728.26
Vectomax W SP	132 ea @ \$1.92 per =	\$	253.44
Natular	0.36 oz @ \$13.19 per =	\$	4.75
Vectolex WDG	7.44 lbs @ \$59.53 per =	\$	442.90
Vectobac WDG	7.83 lbs @ \$41.60 per =	\$	325.73
<hr/>			
Midge Control		0	0
Insecticide used:			
Dimilin WP 25%	0 lbs @ \$49.34 per =	\$	-
Black fly Control		22	462
Insecticide used:			
Vectobac 12AS	37.75 gals @ \$45.65 per =	\$	1,723.29
Underground Mosquito Control	<i>UGSD inspected 12,928 / UGSD treated 10,620</i>	2,326	15,745
Insecticide used:			
Vectobac 12AS	32.24 gals @ \$45.65 per =	\$	1,471.76
Vectolex WDG	502.45 lbs @ \$60.25 per =	\$	30,272.61
Fogging		1	9
Insecticide used:			
Duet	10.39 oz @ \$2.05 per =	\$	21.30
Aquaduet	0 gals @ \$290.69 per =	\$	-
		Total \$ 61,721.61	
Supervisory		932	6,851
Continuing Education / Training		59	4,673
Overtime: Community Outreach		10	86
Mosquito Control		754	1,268
<hr/>			
<u>REPAIR AND MAINTENANCE OF EQUIPMENT</u>			
Vehicles		358	2,869
Spray Equipment		22	371
Buildings and yards		137	2,421
<hr/>			
		September	2023
VEHICLE MILEAGE :	52,374	380,810	10,907 69,409

Mosquito Service Request Report

	JAN	FEB	MAR	APR	MAY	JUN	JUL	AUG	SEP	OCT	NOV	DEC
2004	26	18	74	199	173	252	485	829	432	87	94	25
2020	72	81	71	119	161	269	848	1667	1568	1140	178	55
2021	33	41	71	220	217	296	540	1135	1222	400	195	70
2022	41	149	119	160	214	262	545	649	733	921	175	24
2023	30	69	71	210	242	218	317	338	1479			



Breakdown of Monthly Service Requests

	Mosquitoes	Midges	Swimming Pools	Fish Ponds	Other	Black Flies	Yellow Jackets	Total Service Request	Mosquitofish Requests	Number of Mosquitofish
ARTESIA	3		1					3		0
BELL	2							2		0
BELLFLOWER	19		1					19		0
BELL GARDENS	2							2		0
BURBANK	43		4					43		0
CARSON	13		1					13		0
CERRITOS	19		3	1				19	1	10
COMMERCE	2							2		0
CUDAHY								0		0
DIAMOND BAR	13		2	2				13	2	20
DOWNNEY	41		4	1				41	1	10
GARDENA	11			1				11	1	10
GLENDALE	31		2	1				31	1	10
HAWAIIAN GARDENS								0		0
HUNTINGTON PARK	4							4		0
LA CANADA FLINTRIDGE	2		1	1				2		0
LA HABRA HEIGHTS	4		1					4		0
LA MIRADA	16		1					16		0
LAKEWOOD	37		1	2				37	2	20
LONG BEACH	42		6	2				42	2	20
LOS ANGELES CITY	798		120	16				798	12	120
LOS ANGELES COUNTY	73		11	3				73	3	30
LYNWOOD	3							3		0
MAYWOOD	2							2		0
MONTEBELLO	10		1					10		0
NORWALK	24		1					24		0
PARAMOUNT	8							8		0
PICO RIVERA	6		2					6		0
SAN FERNANDO	7		2					7		0
SAN MARINO	5		1					5		0
SANTA CLARITA	175		11	2				175	2	20
SANTA FE SPRINGS	6							6		0
SIGNAL HILL	7							7		0
SOUTH EL MONTE	6							6		0
SOUTH GATE								0		0
VERNON								0		0
WHITTIER	45		10	2				45	2	20
TOTAL	1479	0	187	34	0	0	0	1479	29	290

Mosquito Source Activity

City	Non-Pool	Pools	USD Lids	BMP	Gutter Spots	Total Hrs. Activity
ARTESIA	20	10	97	1	113	11.29
BELL	35	5	61	1	55	9.00
BELLFLOWER	153	72	361	1	141	66.05
BELLGARDENS	64	11	96		117	20.57
BURBANK	227	127	486	98	282	123.91
CARSON	164	15	475	101	662	114.72
CERRITOS	251	76	434	15	1850	102.88
CITY OF COMMERCE	62	11	184	14	136	35.65
CUDAHY	20		30		25	3.62
DIAMOND BAR	83	108	23	13	1	43.13
DOWNEY	124	155	518		644	101.97
GARDENA	88	3	311	94	531	71.73
GLENDALE	254	126	389	29	323	118.08
HAWAIIAN GARDENS	49	4	65	1	128	17.93
HUNTINGTON PARK	41	17	128	4	123	14.78
LA CANADA FLINTRIDGE	2	30			37	11.34
LA HABRA HEIGHTS	60	30	9		2	13.72
LA MIRADA	169	85	171	14	385	60.91
LAKEWOOD	259	83	326	4	1349	103.80
LONG BEACH	368	82	516	20	2842	172.60
LOS ANGELES CITY	3453	3000	4960	1044	11226	2,112.52
LOS ANGELES COUNTY	573	392	622	80	83	296.13
LYNWOOD	11	30	210		22	19.13
MAYWOOD	21	7	48		88	7.84
MONTEBELLO	118	65	138		152	36.78
NORWALK	163	84	445	17	783	92.61
PARAMOUNT	159	21	333		262	58.35
PICO RIVERA	82	83	304		847	55.56
SAN FERNANDO	19	27	47	1	225	18.27
SAN MARINO	16	41	31	2	438	17.54
SANTA CLARITA	785	204	161	97	775	399.03
SANTA FE SPRINGS	152	14	225	26	607	57.11
SIGNAL HILL	77	8	168	15	30	23.97
SOUTH EL MONTE	138	52	135	3	339	50.28
SOUTH GATE	75	9	195	5	43	26.64
VERNON	59		54	4	41	9.69
WHITTIER	165	158	182	28	990	95.32

Non-Pool, Pools etc Column - Total # of insp for source type

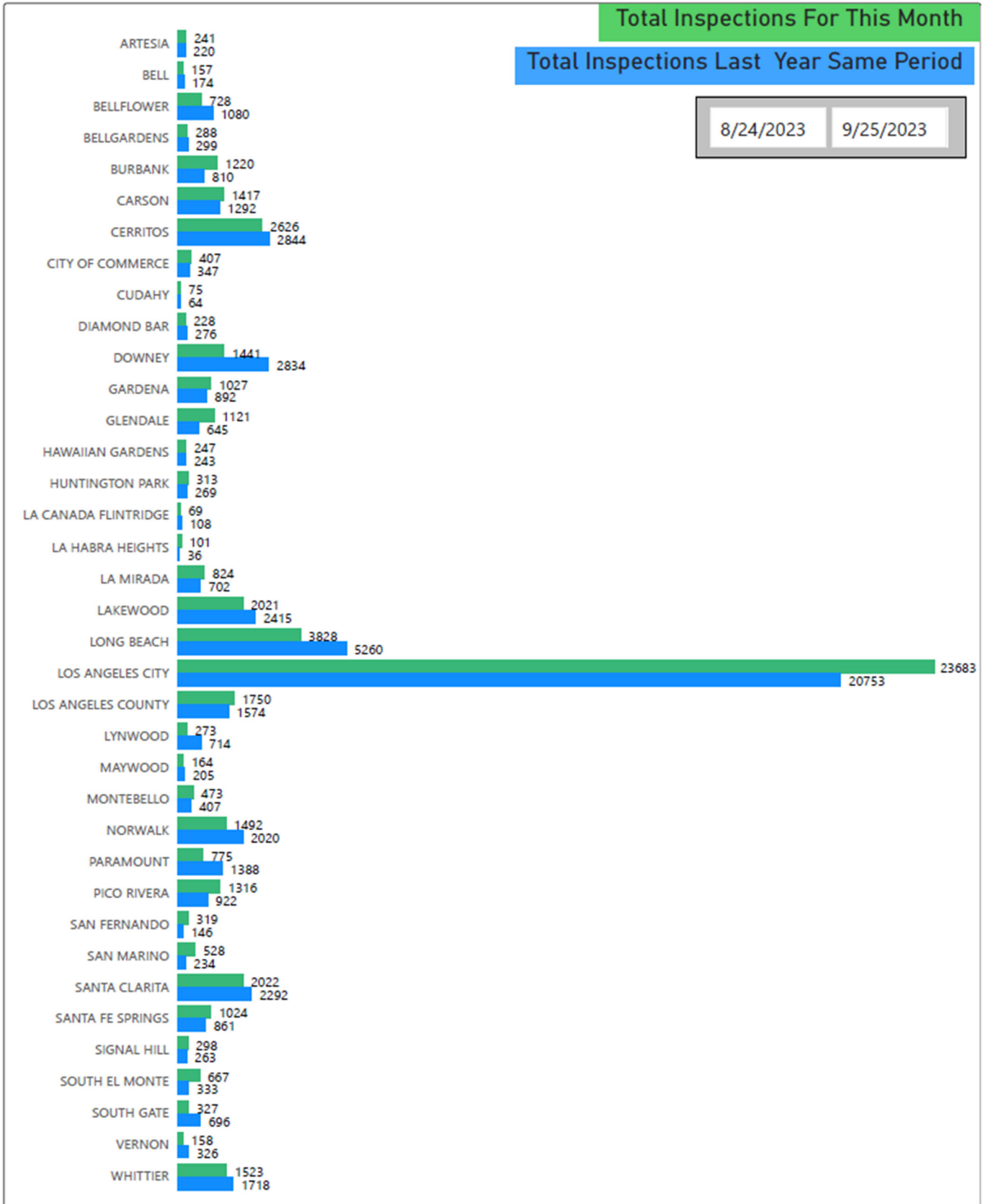
8/24/2023

9/25/2023

City Column - City name

Total Hrs.Activity Column - Total Activity Hrs for city

STAFF REPORT B



GREATER LOS ANGELES COUNTY VECTOR CONTROL DISTRICT

COMMUNICATIONS REPORT
September 2023

Vacant, Communications Manager
Caroline Gongora & Helen Kuan, Acting Public Information Officers
Diana Garcia & Liliana Moreno, Education Program Coordinators
Thomas Dang, Community Liaison
Vania Pocasangre, Acting Community Liaison

PIO's Summary

Dear Board of Trustees,

As a result of Tropical Storm Hilary and the warmer weather that followed, mosquito activity increased in the month of September. Residents throughout Los Angeles County were getting bit by mosquitoes, particularly by the Aedes mosquito. The Communications Team has been busy engaging in various public outreach activities to remind residents to remove standing water and wear insect repellent. We participated in 8 outreach events/presentations and material drop offs, reaching over 1,770 residents.

The increased mosquito abundance coupled with an increase in West Nile virus positive samples resulted in more than average media inquiries and coverage. With the assistance from the District's subject matter experts, the Acting Public Information Officers were able to coordinate multiple interviews that resulted in 40 media mentions in September. In addition, we saw higher website impressions compared to the previous month.

After several weeks of collaborative planning and coordination with the Scientific-Technical Department, the Communications Team assisted in conducting the Knowledge, Attitude, and Practices (KAP) survey in the Sunland-Tujunga area. Both Greater LA and Orange County Mosquito and Vector Control District staff conducted the door-to-door survey to capture the residents' knowledge and attitudes on Sterile Insect Technique (SIT). As the pilot program advances, the Acting Public Information Officers will collaborate closely with the Scientific-Technical team to develop outreach materials and establish community partnerships.

We are excited to announce that our Mosquito League education program (formerly known as the SWAT LAB) is ready for the 2023-24 academic school year. After three long years, the mobile education unit will be returning to local schools within the District. The EPCs are fully booked for the months of October and November. Lastly, I would like to express my heartfelt appreciation and thanks to my team for their ongoing dedication to educating and engaging with our residents. Despite the current challenges of being short staffed, they are all doing a fantastic job.

Sincerely,

Caroline Gongora

Caroline Gongora
Acting Public Information Officer



Figure 1: Acting Community Liaison Vania Pocasangre explaining the mosquito life cycle and the importance of tipping and tossing standing water.



Figure 2: GLACVCD and OCMVCD staff preparing for the door-to-door SIT KAP survey in the Sunland-Tujunga area.




Figure 3: The City of Norwalk displaying mosquito control messaging in their digital marquee located near City Hall.

Programmatic

Public Information

- By the end of September, there were a total of 201 West Nile virus (WNV) positive mosquito samples within the District’s jurisdiction. WNV graphics and alerts were sent to city/community partners and posted on social media.
- Attended the Sunland-Tujunga Neighborhood Council meeting with the Director of Scientific-Technical Services to present on WNV activity and SIT pilot program.
- GLACVCD and OCMVCD staff conducted the door-to-door KAP (knowledge, attitudes, practices) survey in the Sunland-Tujunga area.
- Attended KABC/ABC 7 Media Tour and met with newsroom staff to learn best practices and latest trends in news and public information.
- Responded to media inquiries and coordinated interviews.
- Scheduled presentations and coordinated outreach events.
- Assisted Operations by answering phone calls from the public.

Community Outreach/Fairs/Events

Date	Event	City	Reach
09/07	Teen Center Back to School Resource Night & Open House	Hawaiian Gardens	108
09/08	Fiestas Patrias	Santa Fe Springs	229
09/13	Community Health Information & Safety Fair	La Mirada	176
09/15	Nature in Your Neighborhood	Rowland Heights	83
09/18	North Artesia Community Resource Fair	Artesia	36
09/23	Public Safety & Emergency Preparedness Expo	Lakewood	211
09/23	LA Opera in the Park	La Mirada	88
09/29	Downtown LA BID Presentation	Downtown LA	3
Total in September			934

Literature Drop-Offs

Date	Event	City	Reach
09/01	Mosquito Watch Door Hangers + Literature	Carson	52
09/20	Mosquito Watch Door Hangers	North Hills	100
09/20	Mosquito Watch Door Hangers	Northridge	50
09/20	Mosquito Watch Door Hangers	Van Nuys	40
09/20	Mosquito Watch Door Hangers	Woodland Hills	100
09/21	Mosquito Watch Door Hangers	Studio City	40
09/21	Mosquito Watch Door Hangers	Granada Hills	60

STAFF REPORT C

09/29	Watts Towers Literature Drop-off	Willowbrook	200
09/29	Supervisor Hilda Solis Literature Drop-off	East LA	200
		Total in September	842

Educational Outreach

In the month of September, the EPCs were busy booking reservations for the new 2023-2024 academic school year. The Mosquito League education program is fully booked for the months of October and November with a total of 28 reservations. The rewrapping of the Mosquito League mobile unit was finished, and it was ready for pickup in the final week of September. The EPCs continued to create fun and educational social media posts to promote the education program and mosquito education.

Digital Outreach

GLAmosquito Social Media Chart

Outreach Medium	Number of Subscribers	Reach
Email List	4,437 (↑ 28)	2,774
Facebook	4,779	1,322
Twitter	1,501 (↑ 2)	2,010
Instagram	1,232 (↑ 89)	1,456
Nextdoor	1,034,819 (↑ 15,512)	7,687

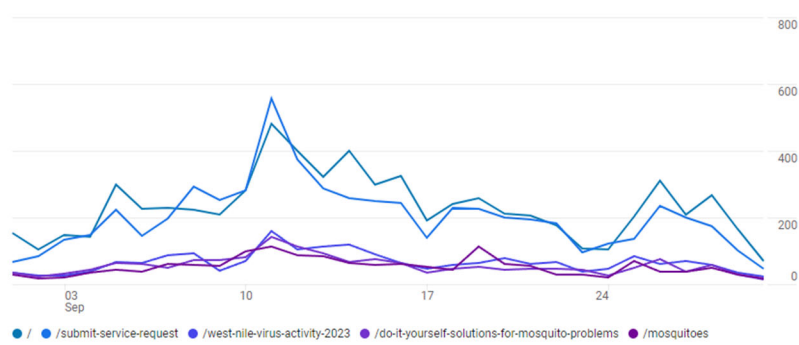
Mosquito League Social Media Chart

Platform	Impressions	Interactions
Instagram	741	17
TikTok	947	40
Total in September	1,688	57
Year-to-date	27,706	2,632

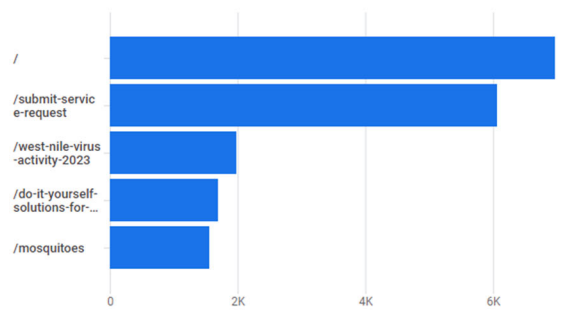
GLA Mosquito Website

For the period between September 1st through September 30th, the District website had 29,986 views.

Views by Page path and screen class over time



Views by Page path and screen class



Search...

Rows per page: 10 Go to: 1 1-10 of 199

Page path and screen class	Views	Users	Views per user	Average engagement time	Event count All events	Conversions All events	Total revenue
	29,986 100% of total	10,862 100% of total	2.76 Avg 0%	0m 00s Avg 0%	54,796 100% of total	0.00	\$0.00

For the latest updates, visit our official District accounts on Facebook, Twitter, and Instagram @GLA Mosquito. Don't miss educational and entertaining posts from our Education Program on Twitter, Instagram, and TikTok @MosquitoSwatLab.

Media Coverage/Publications

Total Coverage:

September 2023: 40

Fiscal Year-to-Date: 51

GREATER LOS ANGELES COUNTY VECTOR CONTROL DISTRICT

FISCAL REPORT

September 2023

Vacant, Finance Manager
Yousef Kamara, Acting Accounting Analyst
Selina Lopez, Acting Payroll Analyst

In the transitional period after Director of Fiscal Operations, Carolyn Weeks retirement, we continue providing limited standardized reporting compared to previous months and we will be working towards a new format for the Finance Departments staff report.

Departmental Activities:

Fiscal Consultant Firm Eide Bailly:

- Facilitating financial audit.
- Evaluation of finance department processes and activities
- General ledger reconciliation.

Selina Lopez & Yousef Kamara (as off 8/24/2023)

- Run payroll
- Process checks for payables
- Compose Board Package Reports

Breakdown on Financial Statement Categories

Regular & Limited Term Salaries – Salaries, Overtime, and Payout on Accruals

Employee Taxes – Employer’s cost of employment taxes

Extra Help Salaries – seasonal staff’s salaries

General Benefits - CalPERS retirement and 401(a) funding

Health Benefits – Medical, Dental, Vision and Retirees Medical Premiums

Chemicals – pesticides

Operational Support Equipment – portable spray equipment, support equipment, COVID supplies, and miscellaneous parts and supplies

Uniforms and Accessories – boots, gloves, coveralls, uniform cleaning, caps, accessories, work apparel, logo patches, shields, staff year pins, and protective safety equipment

Communications – wireless telephone, GPS tracking, two-way radios, website services, telephone landlines, and internet connection

STAFF REPORT D

Kitchen Materials and Supplies – kitchen supplies and miscellaneous expense

VCJPA Insurance – Workers’ Compensation, Liability, Automobile, Group Property, Group Fidelity, Travel, General Fund, and Employee Assistance

Maintenance Automotive – Electrical parts, vehicle registration, brake and suspension, tire, wheels and alignment, cooling system parts and service, body repair, fabrication supplies, hazardous waste, engine and transmission, smog checks, first aid, trans, chassis and drive trans, engine, and miscellaneous parts and service

Office Equipment – Equipment repair, copier expenses, computer supplies, and computer software

Maintenance Buildings/Yards – Towel supply, floor mates, irrigation, landscape maintenance, janitorial maintenance, pond maintenance, interior and exterior supplies, HVAC, fixture and hardware, and security alarm

Scientific-Technical Lab Supplies – Mosquito fish and supplies, reference materials, lab supplies and equipment, field supplies and equipment, and shipping and testing

Memberships – all memberships

Office Expense – Bank and finance fees, postage expenses, office supplies, printing and stationery, payroll processing fees, pre, and post-employment services, tuition reimbursement, and safety/management training

Professional Services – computer consultant, professional/temp services, lawsuit settlements, legal services, NPDES monitoring, CEQA fees, advertising, and audit contract

Public Information and Education – public info video, supplies and equipment, information materials, photography expenses, educational material and supplies, promotional and educational, public exhibit, media monitoring, and mobile education unit

Special Expense – Property tax administration, LA County Property Tax, meeting/supplies, the board of trustee stipends, and board meeting expenses

Transportation and Travel – Permits and fees, certification renewals, continuing education and seminars, and manager’s auto allowance

Fuel – Fleet fuel

Utilities – utilities, water, and waste disposal

STAFF REPORT E

GREATER LOS ANGELES COUNTY VECTOR CONTROL DISTRICT
HUMAN RESOURCES DEPARTMENT REPORT
September 2023

Allison Costa, Director of Human Resources
Cindy Reyes, Human Resources Analyst
Melissa Munoz, Human Resources Specialist

Director's Summary

As the season changes from summer to fall, HR shifted focus and reset priorities. This month, we focused on recruitments, Annual Benefits Open Enrollment, Employee Appreciation Day planning, Operations Reorganization implementation, field shadowing, and employee training. We are also working closely with the Eide Bailly consultant on conjoined HR and Finance items.

Recruitments

I am happy to report we are in the beginning stages of recruiting for a new Finance Manager, with the help of CPS HR Consulting as the chosen firm to facilitate the recruitment. We are also in the searching phase of hiring a new Communications Manager, and we are already seeing a highly qualified pool of applicants. Additionally, a Maintenance Worker/Janitor has been chosen, and we congratulate one of our seasonal employees on being selected. Lastly, the HR team is also working diligently at continuing to implement the Operations Reorganization.

Employee Events


At the end of September, the HR team hosted this year's Annual Employee Benefits Fair. It was a well-attended event and a great opportunity for staff to meet with vendors and learn about the many options available during this year's open enrollment. The event also gave our department an opportunity to connect with staff in-person and continue building relationships within the district.

We have begun planning for this year's Employee Appreciation Day—an event all employees look forward to. It is an opportunity for management to show staff our appreciation for their unwavering support of the district's mission and to recognize the great value their contributions provide to our residents. I would like to thank all Trustees for continued support allowing our district to provide employee appreciation opportunities, especially in-person events. These events reciprocate increased productivity and engagement, improved workplace culture, and enjoyment of work. The boosted morale and delighted work environment in-turn provides a greater value to our residents.

HR/Finance

Our team is working together with the finance consultant from Eide Bailly to ensure compliance and achieve operational excellence. The HR and Finance teams have become a cohesive group in day-to-day functions, and we look forward to the continued partnership within the administrative umbrella.

Sincerely,



Allison Costa, MBA
Director of Human Resources

STAFF REPORT E

Department Trainings & Workshops

Date	Presenter	Topic	Location
09/13/23	Liebert Cassidy Whitmore	Prevention and Control of Absenteeism and Abuse of Leave	Via Remote Location
09/13/23	AALRR	Reasonable Accommodation & Mental Health in the Workplace	Via Remote Location
09/14/23	CalPERS	Prefunding Programs Workshop	Via Remote Location
09/27/23	AALRR	Documentation Tips & Tricks	Via Remote Location

Vacancies

Department	# of budgeted positions	# of filled positions	# of vacant positions
Executive & Administrative Services	11	10	1
Scientific-Technical Services	9	9	0
Operations	59	53	6
Communications	8	6	2
Maintenance	7	7	0
Total	94	85	9

Finance. The Finance Manager position is currently vacant and requires an external recruitment. CPS HR is facilitating all phases of the recruitment, which we anticipate to be completed within four (4) months.

Finance Manager.

- Recruitment Planning Meeting: 10/05/23

Communications. The Communications Manager position is currently vacant and requires an external recruitment. The Public Information Officer recruitment is on hold until the new manager is hired.

Communications Manager.

- Vacancy Posted: 09/27/23
- Anticipated Start Date: 12/11/23

Operations. The Operations Projects Specialist position is newly created and will be an internal recruitment. The remaining positions in the Operations Reorganization will be filled during the off-season.

Operations Projects Specialist.

- Vacancy Posted: TBD – Finalizing Job Description

Senior Vector Control Specialist/Vector Control Specialist/Assistant Vector Control Specialist.

- Vacancies Posted: TBD – on hold